


4-Way Locks 235, 265



Application

Installed inside wood or metal doors to provide 4-way multi-bolt locking.

Operation

- 360° key rotation for deadbolt action
- Additional travel for latch action
- Left- or right-hand applications

Options

- Different backsets (only with $\text{ØD} = 10 \text{ mm}$)
- Hardware colors: white, brown, shiny brass, nickel chrome, gold
- Fixed outside handle
- Model 235 available with $\text{ØD} = 12.7 \text{ mm}$

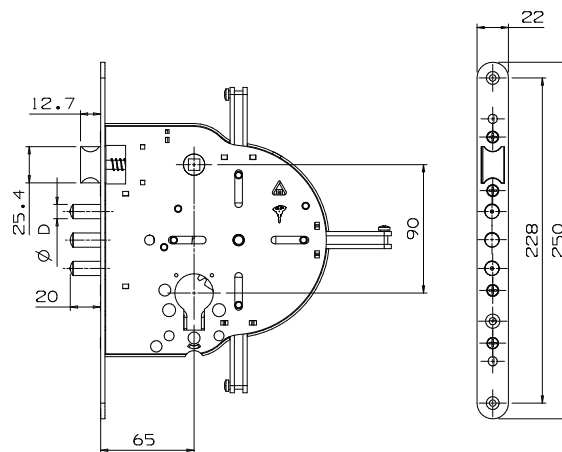
Materials

Case and mechanism: steel
Bolts: steel (optional hardened)
Cylinder protector: hardened steel

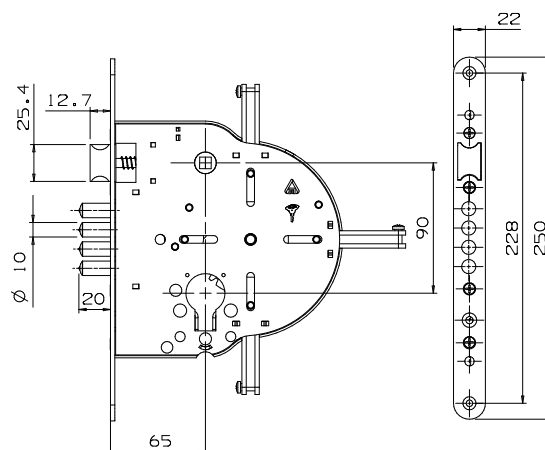
Standards

- ISI technical specification 196
- EN12209

Model 235 multipoint lock operating 6 bolts



Model 265 multipoint lock operating 7 bolts



Standard backset 65 mm

Other backsets available only with $\text{Ø}10 \text{ mm}$ bolts

Optional 8" front band to fit American hollow core metal doors